

OPTIMA COMPACT (ALL TITANIUM)

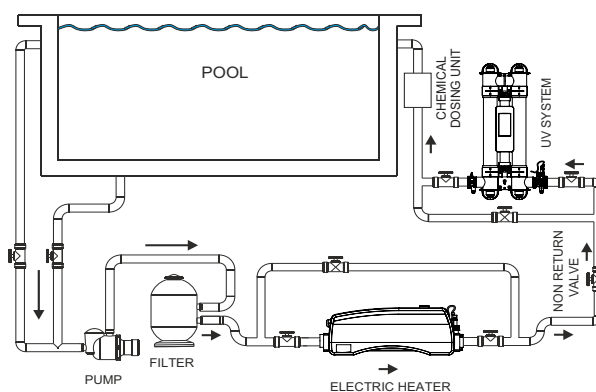
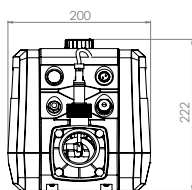
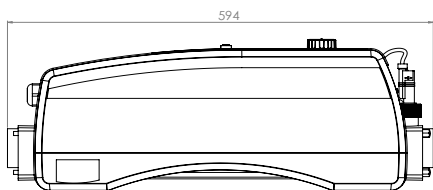
Top of the range comes with touchscreen, ideal for pools and spas. The Optima Compact fully titanium heater ensures maximum safety, reliability and efficiency, the design makes it highly robust and durable.



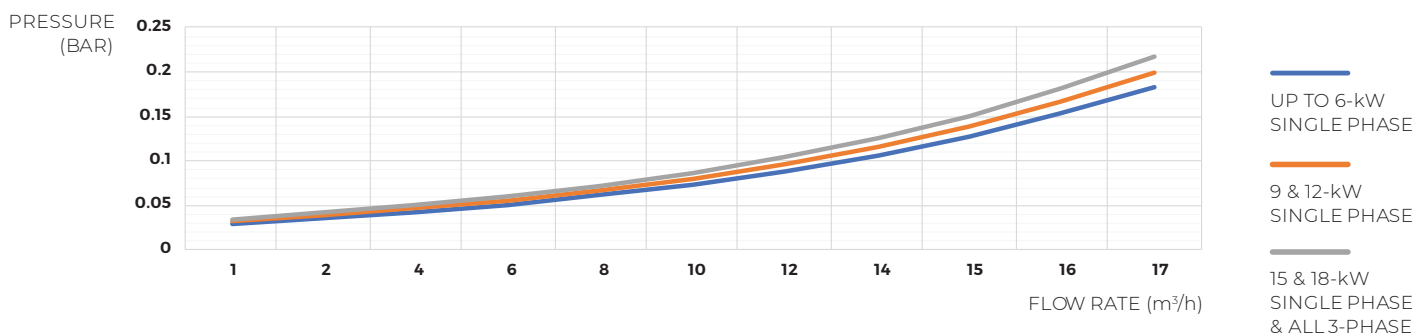
FEATURES

- Nine power options ranging from 2-kW to 24-kW
- Easy installation, fully equipped and pre-wired
- Robust, durable construction
- Ultra-reliable flow switch allows safe operation
- Fitted with temperature thermostat and overheating sensor
- Compact, durable design
- Touchscreen control with soft-start for power supply protection
- Titanium flow tube and titanium heating element(s)
- Can be floor or vertically wall mounted
- Vortex, long life, stay clean heating element technology
- 100% efficiency throughout the product life
- Silent operation

TECHNICAL DRAWINGS



PRESSURE DROP



SPECIFICATIONS

POWER SUPPLY	Single phase or three phase
FLOW REQUIREMENTS	Minimum flow: 2-kW to 6-kW, 1m ³ /h Minimum flow: 9-kW to 24-kW, 4m ³ /h Maximum flow: 17m ³ /h
HEATING ELEMENT	Grade 1 titanium
FLOW TUBE	Grade 1 titanium
CONTROL THERMOSTAT	Touch Screen 0 > 45°C (0.5°C differential)
SAFETY THERMAL CUT OUT	60°C (manual reset)
FLOW SWITCH	Gold tipped reed switch with titanium fulcrum pin
CONTACTORS	Dual Siemens 3RT2023 or 3RT2027
SEALS	High temperature special formula EPDM ferrules, TPE end fitting gaskets
WATER CONNECTIONS	1.5" BSP female thread supplied with 1½" / 50mm stepped ABS unions for rigid pipe and 1½" / 1¼" stepped hose tails for flexible pipe
INTERNATIONAL PROTECTION MARKING	IP44
FREQUENCY	50/60 Hz
WORKING PRESSURE	4 bar maximum
MOUNTING	Floor or wall mounting

MODELS

220-240V 1-PHASE	LOAD	PRODUCT CODES	NET WEIGHT	GROSS WEIGHT	VOLUME
Power Output	Amp		kg	kg	m ³
2-kW	9	OCPD-1-2	7.7	8.8	0.059
3-kW	13	OCPD-1-3	7.7	8.8	0.059
4.5-kW	20	OCPD-1-4	7.7	8.8	0.059
6-kW	27	OCPD-1-6	7.7	8.8	0.059
9-kW	40	OCPD-1-9	8.1	9.2	0.059
12-kW	53	OCPD-1-12	8.1	9.2	0.059
15-kW	66	OCPD-1-15	8.6	9.7	0.059
18-kW	79	OCPD-1-18	8.6	9.7	0.059

VERSATILE 230/400V*					
6-kW	27/9	OCPD-V-6	8.6	9.7	0.059
9-kW	40/13	OCPD-V-9	8.6	9.7	0.059
12-kW	53/18	OCPD-V-12	8.6	9.7	0.059

400V 3-PHASE*					
15-kW	22	OCPD-3-15	8.6	9.7	0.059
18-kW	26	OCPD-3-18	8.6	9.7	0.059
24-kW	35	OCPD-3-24	8.6	9.7	0.059

220-230V 3-PHASE*					
6-kW	15	OCPD-3-6-D	8.6	9.7	0.059
9-kW	23	OCPD-3-9-D	8.6	9.7	0.059
12-kW	30	OCPD-3-12-D	8.6	9.7	0.059
15-kW	38	OCPD-3-15-D	8.6	9.7	0.059
18-kW	46	OCPD-3-18-D	8.6	9.7	0.059

* For voltages other than 400V please add: -380 or -415 at the end of a product code e.g: OCD-3-15-380
For any other voltages or custom builds, please contact our sales team sales@elecro.co.uk