



**Qnnnect**  
**.NET**



100% DESIGNED, ENGINEERED AND MADE IN AUSTRIA

## iQnnect

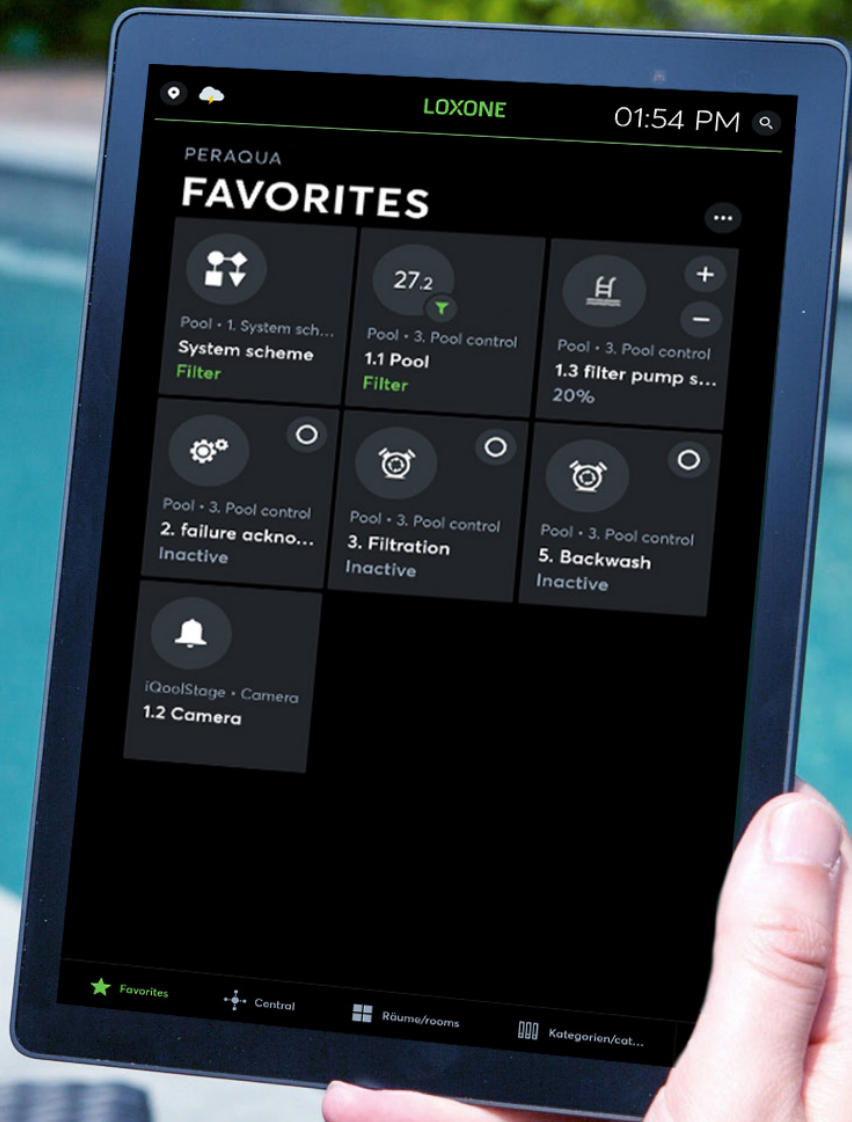
iQnnect is an exquisite range of intelligently networked pool technology from the Peraqua® product range for fully automatic pool control. With the aim to run a completely automatic, safe and sustainable pool system via a smart device, iQnnect from Peraqua® creates 100% benefit in daily pool operation.

## POOLED INTELLIGENCE

Digitization has long since found its way into the pool industry. Realtime data on temperature, salinity, pH and chlorine values readable on different Apps on mobile devices are no longer a dream of the future to keep the pool clean.

Peraqua® wants to be one step ahead and optimize the „jungle“ of pool apps for maximum usability, security, cleanliness and sustainability. This works with the control of all pool technology components via a single app, which can also be integrated into the smart home App.





LOXONE

01:54 PM

## PERAQUA FAVORITES



Pool - 1. System sch...  
**System scheme**  
Filter

27.2

Pool - 3. Pool control  
**1.1 Pool**  
Filter



Pool - 3. Pool control  
**1.3 filter pump s...**  
20%



Pool - 3. Pool control  
**2. failure ackno...**  
Inactive



Pool - 3. Pool control  
**3. Filtration**  
Inactive



Pool - 3. Pool control  
**5. Backwash**  
Inactive



iQoolStage - Camera  
**1.2 Camera**



Favorites



Central



Räume/rooms

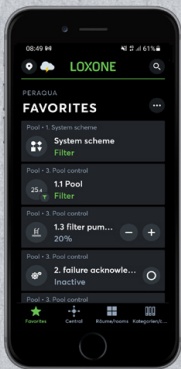


Kategorien/cat...

# CONTENT

**iQntrol DOS-MODBUS  
DOSING SYSTEM**  
alternative product to salt electrolysis


**iQntrol SALT-MODBUS  
SALT ELECTROLYSIS SYSTEM**  
Page 16



**LOXONE®  
APP**  
Page 6



**WATER LEVEL SENSOR &  
MAGNETIC VALVE**  
Page 12



**LOXONE®  
MINISERVER**  
Page 8




**LOXONE®  
EXTENSIONS**  
Page 9



**Praher®/IGB® PVCu  
PIPING SYSTEM**

**FULL INVERTER  
HEAT PUMP PLUS**  
Page 18



**PROBE HOLDER WITH PH- & REDOX PROBES, PH INJECTION**

**CELL FOR SALT ELECTROLYSIS SYSTEM**

**2 WAY BALL VALVE M1**  
Page 22

**BREGENZ II FILTER**  
Page 11

**AQUASTAR® AIR POOL CONTROL**  
Page 10

**AUTOMATIC 2-WAY BALL VALVE EO510**  
Page 22

**SMART E.PRO SWIMMING POOL PUMP**  
Page 14

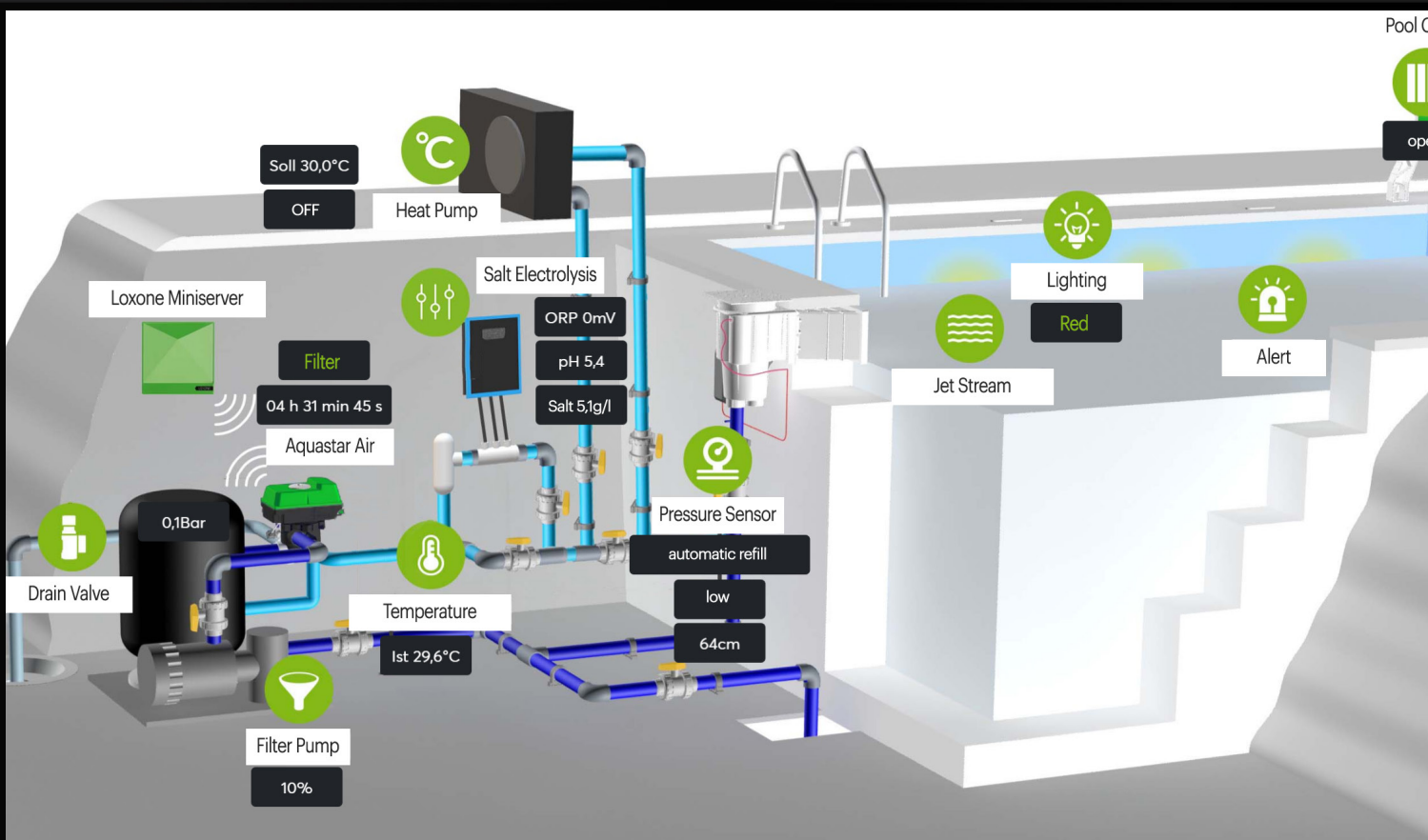
**WATER SENSOR**

**VISION PRO UNDERWATER LIGHTS, RGBW**  
Page 20

# SMART-UP YOUR POOL

ONE POOL.  
ONE SYSTEM.  
ONE SMART HOME APP.

The device diagram can be found in the app. In the system schematic you have all pool settings und values (Ph, Redox or salinity) clearly presented at a glance. The values can directly be changed in the diagram.



## CONTROL, MEASURE AND INFORMATION

With the app all functions of the pool control can be operated manually or automatically. With the automatic designer various functions can be connected and various modes generated.

You only need one click on mode "pool party" to increase the speed as well as the salt production and the colour change of the under water lights at once. Furthermore, the pool owner gets information in case of differing values and errors or at activating of functions.

## FUNCTIONS

**FILTER & PUMP CONTROL**

- Control and automation of backwash and filter times with user friendly weekly schedule in the app
- Sustainable and energy efficient filtering on demand if necessary thanks to the speed controlled Smart filter pump E.Pro
- Individual flow and speed of the filter pump in various cycles, for example, low filtration speed and higher flow rate during backwash cycle

**NIVEAU CONTROL**

- Water level control with pressure sensor (overflow pools & skimmer pools) or floater (skimmer pools)
- The pressure sensor measures the level with centimetre accuracy
- An automatic niveau control offers dry-running protection, protecting the mechanical seal of the filter pump
- Protection against overflow with the pressure sensor, thanks to automatic triggering of the back wash cycle

**WATER TEMPERATURE CONTROL**

- Heating, cooling or heating & cooling with the full inverter heat pump with Inverter Technology
- The automatic operation is set by target temperature
- The automatic regulation of the water temperature with the Smart Full-Inverter heat pump is very energy efficient in comparison to a common ON/OFF heat pump

**WATER TREATMENT**

- Automatic dosage and measuring of salinity, Redox value and pH value
- Automatic water treatment with salt electrolysis can reduce use of chemicals. It is only used if necessary and only the required quantity. It helps to keep the pool water quality clean and hygienic for a long time.

**UNDER WATER LIGHTING**

- The RGB under water lights can be controlled either bundled or single with additional transformers
- Innovative technologies such as QuickConnect™, PressFit™ or ClickOn™ facilitate a practical installation
- simple colour scenario change with „touch“ or automatic with time controller




# UNPAIR ED CONNECTION

The close cooperation in the development of the Aquastar® Air with Loxone® enabled the seamless integration of the pool control into the Loxone® app. Air stands for the wireless connection between Aquastar® Air and Loxone® Miniserver, which enables fully automatic filter and backwash control. The Loxone® Miniserver communicates with the Loxone® App on the mobile device via the in-house network (WIFI).

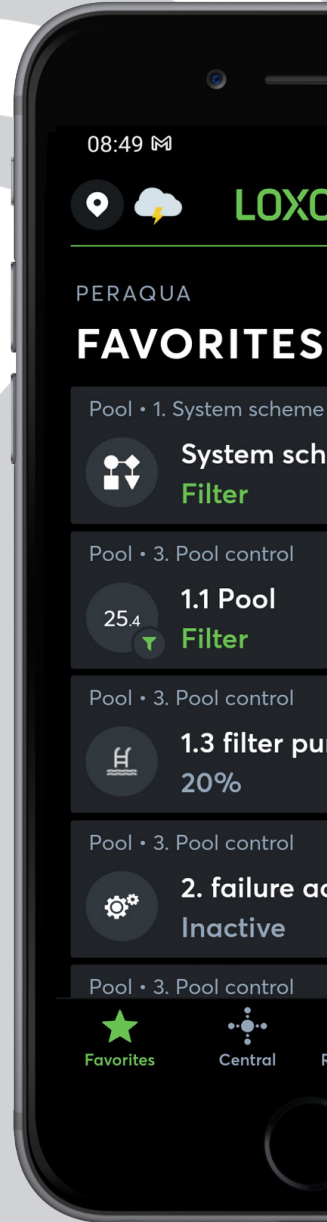


LOXONE®  
AQUASTAR® AIR

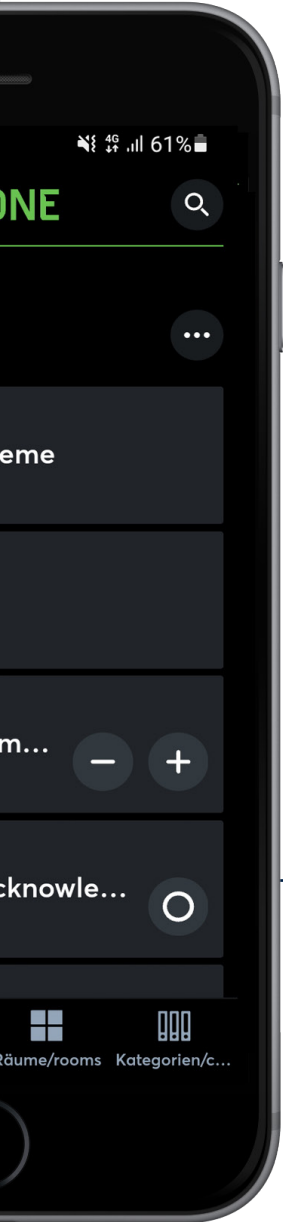


LOXONE®  
MINISERVER

LOXONE®  
SMART HOME APP








# FIRMLY LINKED

Link refers to the interface in the Loxone® Miniserver for wiring with Loxone® Extensions. This enables integration of numerous other devices.

iQnnect needs the interface for the integration of salt electrolysis, heat pump, filter pump and underwater lighting. Various extensions are required to integrate the components into the network. Extensions are the interpreters of the iQnnect components. They send and receive programming codes and signals and allow flexibility in the functions of the automatic pool control. This allows, for example, the integration of pool covers, video surveillance, countercurrent systems, outdoor lighting, and much more.



WIRING DIAGRAM



# AUTOMATIC FILTER CONTROL AQUASTAR® AIR

The future of pool control starts with the most modern 6-way back wash valve. The heart of the pool area guarantees a regular and automatic pool filtering cleaning for highest hygiene and cleanliness of the pool water.

## EXPANDABLE WITH „SAFETY PACK“

No water loss by using the „Safety Pack“ function which offers absolute operational safety in case of power failure.

## DIRECT DRAIN

Is possible directly over the valve and not over the filter.

## INTELLIGENT FEATURES

Manual override, optical position indication, integration of Praher Plastics® pressure sensor, smooth changing of positions by switching off the pump, and much more.

## EASY UPGRADE

Suitable for all common filter brands with Praher V6 valve piping kit in sizes 1½" or 2".



## FUNCTIONS







- 1.2 Release filter pump: ON and OFF
- 1.3 Filter pump setpoint in percent: rpm and flow rate can be changed
- 1.4 Filter pressure: automatic backwash process can be triggered by pressure
- 2 To quit malposition of the valve press button "active"
- 3 Manual release „Filtration“
- 4 Manual activation of „circulation“
- 6 Operation time since last back wash process

## 6 WAY - 7 POSITIONS

FILTER  
BACKWASH  
RINSING  
CIRCULATE  
DRAIN  
CLOSED  
WINTER POSITION

## POOL CONTROL

POOL EN

 <b>1.2 pool control-filter pump</b> Enable	— +	 <b>1.3 filter pump setpoint</b> 20%	— +
 <b>1.4 filter pressure</b> 0.2Bar		 <b>2. failure acknowledgment</b> Inactive	○
 <b>3. Filtration</b> Off	█	 <b>4. Circulation</b> Inactive	○
 <b>6. operation time-backwash</b> 03 h 46 min 59 s			



## FILTER BREGENZ II

The practical features of the Bregenz II filter series enable significantly easier inspection and maintenance of the filter and guarantee maximum mechanical durability. The filter body is made of proven isophthalic resin, durable glass fibers and UV-resistant gel coat. The high filter bed allows for longer filtration resulting in the purest pool water.  
 operation pressure: max. 2.5 bar | test pressure: max. 3.5 bar | operation temperature: max. 42 °C



Transparent sight window for checking the filter medium



Large transparent lid with a diameter of 400 mm



Large drain opening 1 1/2" male for quick draining

### FILTER BREGENZ II

**Prod.No. 7300243**  
 Ø 520, 1 1/2" 6-way valve, side mount

**Prod.No. 7300244**  
 Ø 640, 1 1/2" 6-way valve, side mount

**Prod.No. 7300245**  
 Ø 640, 2" 6-way valve, side mount

**Prod.No. 7300246**  
 Ø 760, 2" 6-way valve, side mount

**Prod.No. 7300247**  
 Ø 900, 2" 6-way valve, side mount

### AQUASTAR® AIR

**Prod.No. 131372A**  
 1 1/2" ABS black PN3.5, 100-240 VAC

**Prod.No. 131373A**  
 2" ABS black PN3.5, 100-240 VAC

### FILTER DRAINAGE

**Prod.No. 7300852**  
 drain valve with hose connection

### WIRING DIAGRAM



# AUTOMATIC NIVEAU CONTROL

## AQUASTAR® AIR

The Aquastar® Air has its own analog input for connection of a floater in skimmer pools and a pressure sensor for overflow pools for automatic control and regulation of the water level.

A magnetic valve can be connected at one of the three free relays on the Aquastar® Air. At too low water level the magnetic valve opens, the required water quantity is refilled.



CONNECTION  
**3 RELAY FOR FREE PROGRAMMING**



### FUNCTIONS FLOAT SWITCH

- 1.1 Release of automatic filling: at „automatic refill“ the niveau control is activated by floater, at „manual operation“ the valve opens and water is refilled until deactivation, „closed“ means no filling
- 1.2 Status of water level according to floater in the skimmer „okay“ or „low“
- 2.1 Status of the valve: open or closed

### POOL FILLING LEVEL FLOAT SWITCH

POOL EN

<b>1.1 release</b> Disable		<b>1.2 water level</b> Okay
<b>1.3 Water level manual</b> On		<b>2.1 valve status</b> Closed



## FUNCTIONS PRESSURE SENSOR

- 1.1 Release of automatic filling: at „automatic refill“ the niveau control is activated by the pressure sensor, at „manual operation “ the valve opens and water is refilled until deactivation, „closed“ means no filling
- 1.2 Measured water level in cm
- 2.1 Status of the water level
- 2.2 Status of the valve: open or closed
- 3.1 Min. water level: for dry running protection of the pump it is important that at falling below the value the pump is switched off and a push information is sent to the end device
- 4.1 In case value is too low the valve opens for refilling of water
- 5.1 In case value is reached the valve closes and filling is stopped
- 6.1 When value is reached a backwash process will be activated and a push information is sent to the end device. During the backwash process the filter will be cleaned and the excess water in the pool is discharged into the canal
- 7.1 De-/activation of filling at valve position „backwash“: at „ON“ valve is open
- 7.2 Max. filling time: overflow protection

## POOL FILLING LEVEL SENSOR

POOL EN

1.1 release Disable	- +	1.2 water level 29cm
1.3 Water level manual Off		1.4 water level manual 88cm
2.1 Water level Low		2.2 value state Closed

### 1.1 release

Disable

LINKED OBJECTS

3.1 water level min. pump off 10cm	- +
4.1 water level min. water refill 50cm	- +
5.1 water level max. water refill 80cm	- +
6.1 water level max. alarm 110cm	- +
7.1 Filling when backwashing Off	
7.2 filling max. time 0d 00:00:10	- +

### PRESSURE SENSOR

Prod.No. 740046  
0 - 10 V,  
0 - 0,3 bar

### MAGNETIC VALVE

Prod.No. 7300699  
230V AC, G ½"

### FLOAT SWITCH

Prod.No. 50631  
24V DC, G ½"

Prod.No. 31150  
incl. 5m connection  
hose

Prod.No. 31152  
incl. 15m connection  
hose

### WIRING DIAGRAM





# FILTER PUMP CONTROL SMART E.PRO

The powerful E.Pro smart filter pump gives the iQnnect pool system the necessary power and drives the filter process. Thanks to the frequency converter, the speed and flow can be adjusted, optimizing performance and reducing energy consumption.

The E.Pro pump is connected to the 230V mains. The pump communicates with the iQnnect system via a data cable. The AO Extension is responsible for automatic speed regulation. This changes the speed or the flow with 0-10 V.

## UNIQUE

- high-efficiency permanent magnet synchronous motor
- optimized hydraulics to reduce pressure losses
- flow measurement in m<sup>3</sup>/h
- can be used for several pool sizes

## VERSATILE

- 8 different speeds can be set, so one model includes the power of 4 pumps (0.33 kW, 0.5 kW, 0.75 kW, 1.1 kW)
- infinitely adjustable in the iQnnect system thanks to 0-10 V
- models
  - 1.5 hp (27 m<sup>3</sup>/h at 15.4 m)
  - 3 hp (40 m<sup>3</sup>/h at 8 m)
- up to 4% salt water resistant

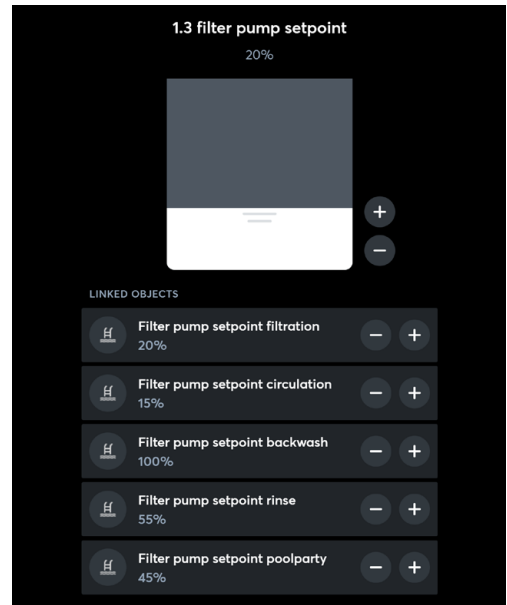
## QUIET & ENERGY SAVING

- the motor is water-cooled, so it has no fan and runs extremely quietly
- thanks to variable speed, up to 90% energy savings under optimal conditions
- the E.Pro pump can adapt the flow rate perfectly to the system, i.e. it adjusts the speed depending on the ambient conditions

# VARIABLE SPEED EXTRA QUIET WATER-COOLED SALT WATER RESISTANT UP TO 90% ENERGY SAVINGS

## FUNCTIONS

- Adjustment of speed and flow rate of the filter pump for various filter positions (filter, backwash, rinse, pool party, circulation)
- The filter pump delay can be adjusted additionally.
- This function is responsible for using residual heat of the heat pump.
- The heating hysteresis is responsible for the difference to the target temperature.
- The higher the hysteresis, the higher the difference in temperature can be.
- Pump running time in manual filtering
- Pump running time in manual circulation



INTEGRATION  
**LOXONE®**  
 AO EXTENSION

**PUMP  
 E.PRO**

**Prod.No. 7300445**  
 E.Pro 150, 1.5 PS,  
 2" female

**Prod.No. 7300905**  
 E.Pro 300, 3 PS,  
 2" female

**Prod.No. 7300489**  
 data cable

**WIRING DIAGRAM**



# AUTOMATIC WATER TREATMENT SALT-MODBUS

In salt electrolysis, the pool water is enriched with table salt (NaCl - sodium chloride), like Peraqua's Smart sea salt. A slight current flow is generated in the cell of the salt plant by means of electrolysis, which converts the salt into chlorine gas. So it is made of a natural product. The resulting free chlorine destroys all microorganisms and is therefore a very strong disinfectant alternative to liquid chlorine.

The salt electrolysis system is integrated into iQnnect with its own power supply and a connection to the Modbus extension.

The upgrade with pH/redox set, salt content sensor and flow monitor ensures automatic monitoring and control of all water values with real-time data. With the salinity sensor, the water temperature can be measured in addition to the salinity g/l. The connection can be found in the operating instructions.

The optimal performance of saltwater chlorination is based on the correct choice of chlorine production per hour depending on the pool size.

The pH value has a big influence on an effective use of a salt electrolysis system or on a perfect water disinfection, which is ideally between 7.2 and 7.4.

When using for the first time, we recommend 5 kg of salt per m<sup>3</sup> and a redox value of 700 mV. Depending on the chlorine content in the water, the redox value should be increased or decreased.



FILTRATION TIME H

		POOL SIZE M <sup>3</sup>							
		25	50	75	100	125	150	175	200
4		15 g/h	25 g/h						
6		10 g/h	20 g/h	25 g/h	35 g/h				
8		10 g/h	15 g/h	20 g/h	25 g/h	35 g/h	35 g/h		
10				15 g/h	20 g/h	25 g/h	35 g/h	35 g/h	
12					20 g/h	25 g/h	25 g/h	35 g/h	35 g/h

If the water regularly exceeds the 28 ° C water temperature, select a higher production level than indicated in the table



## FUNCTIONS



### INTEGRATION LOXONE® MODBUS EXTENSION



### UPGRADE PH & REDOX SET

- 1.1 Release of filter and circulation process: at these two valve positions the salt electrolysis may start. Additionally to that there is a maintenance mode where you can calibrate the sensors, etc. The salt electrolysis also can be locked.
- 1.2 For operation mode „manual“ the setpoint is used. The electrolysis is on when the filter pump is in operation. For operation mode „automatic“ it is the Redox value that counts  
In case the actual Redox value comes close to the target Redox value the set production level is reduced. Reaching the target Redox value the electrolysis is stopped.
- 2.1 Set target value
- 2.2 Actual production value in percent: Volt / amp
- 3.1 Cleaning cycle for polarity reversal frequency of the cell: 4 hours recommended (preset)
- 3.2 Overview of all settings: ON-/OFF
- 3.3 Status of salt electrolysis
- 3.4 Cell operation hours
- 4.1 Production target value: can be set from 0-100%
- 4.2 Production target value with closed cover: a contact can be installed which reduces the target value to the production target value when cover is closed.

On this screen the pH and Redox target values (and ppm value) can be set and the actual values can be seen. The value of water temperature gives information about the quality of the pool water.

## POOL SALT SYSTEM

POOL EN

<div style="display: flex; justify-content: space-between; align-items: center;"> <span><b>1.1 release</b></span> <span>− +</span> </div> <p style="font-size: x-small; margin: 0;">Aktiv for filtration and circulation</p>	<div style="display: flex; justify-content: space-between; align-items: center;"> <span><b>2.1 production setpoint</b></span> <span>− +</span> </div> <p style="font-size: x-small; margin: 0;">100% cover open</p>
<div style="display: flex; justify-content: space-between; align-items: center;"> <span><b>2.2 production actual value</b></span> <span>− +</span> </div> <p style="font-size: x-small; margin: 0;">0%, 0.0V 0.0A +/- (forwards)</p>	<div style="display: flex; justify-content: space-between; align-items: center;"> <span><b>3.3 status control</b></span> <span>− +</span> </div> <p style="font-size: x-small; margin: 0;">INFO: Filter pump ON</p>
<div style="display: flex; justify-content: space-between; align-items: center;"> <span><b>3.4 operating hours</b></span> <span>− +</span> </div> <p style="font-size: x-small; margin: 0;">24 min 43 s</p>	<div style="display: flex; justify-content: space-between; align-items: center;"> <span><b>ORP</b></span> <span>− +</span> </div> <p style="font-size: x-small; margin: 0;">151mV SET: 700mV</p>
<div style="display: flex; justify-content: space-between; align-items: center;"> <span><b>pH</b></span> <span>− +</span> </div> <p style="font-size: x-small; margin: 0;">7.1 SET: 7.2</p>	<div style="display: flex; justify-content: space-between; align-items: center;"> <span><b>PPM</b></span> <span>− +</span> </div> <p style="font-size: x-small; margin: 0;">0.00ppm SET: 0.00ppm</p>
<div style="display: flex; justify-content: space-between; align-items: center;"> <span><b>Salt concentration</b></span> <span>− +</span> </div> <p style="font-size: x-small; margin: 0;">Salt: 0.0g/l</p>	<div style="display: flex; justify-content: space-between; align-items: center;"> <span><b>Water temperature</b></span> <span>− +</span> </div> <p style="font-size: x-small; margin: 0;">29.0°C</p>

### 1.1 release

Aktiv for filtration and circulation

Aktiv for filtration and circulation

Service mode

Disabled

LINKED OBJECTS

−
+

**1.2 operation mode**

Manual

−
+

**3.1 cleaning cycle**

2h

−
+

**3.2 chosen settings**

manual mode 100%, redox/ORP measuremen...

−
+

**4.1 production setpoint cover open**

100%

−
+

**4.2 production setpoint cover clo...**

86%

### PREMIUM TOUCH MODBUS ACCESSORIES

**Prod.No. 7300971**  
15g Cl/h, pool size up to 50 m³

**Prod.No. 7300972**  
20g Cl/h, pool size up to 75 m³

**Prod.No. 7300973**  
25g Cl/h, pool size up to 100 m³

**Prod.No. 7300974**  
35g Cl/h, pool size up to 125 m³

**Prod.No. 7300605**  
pH Kit incl. sensor and pump

**Prod.No. 7300604**  
Redox sensor

**Prod.No. 7300602**  
flow meter sensor

**Prod.No. 7300857**  
transparent probe holder

### WIRING DIAGRAM




# AUTOMATIC TEMPERATUR CONTROL FULL-INVERTER PLUS


Inverter heat pumps are equipped with variable speed compressors, depending on the energy demand and the surroundings conditions, the speed of the compressor will be increased or decreased.

The temperature of the pool water is automatically adjusted to the set value thanks to the heating, cooling or automatic mode. The full inverter technology prevents high temperature fluctuations, saves energy and is noticeably quieter in operation. In addition, the Smart heat pump offers a soft start. This means that the current consumption increases slowly when starting.

- The Smart full-inverter heat pump Plus is Modbus capable and perfectly integrable to the iQnnect system.
- The heat pump is connected to the power supply system. It is very important that the heat pump is protected with a separate fuse.
- When using a heat pump, a pool cover and well isolated pool construction is recommended.
- The dimension of the heat pump is calculated according to the pool size, but a stronger heat pump model mostly can be run at lower speed. This means energy saving and low sound level. Thanks to better performance a stronger model can help to extend the bathing season.
- The connection of the heat pump with a Modbus extension works with a special connection cable (Modbus-connection cable with 4-pole plug).

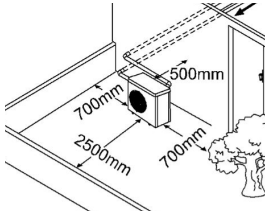


Prod. No.	7300714	7300715	7300772	7300716
recomm. pool size (m <sup>3</sup> )*	25-45	30-55	35-65	40-75
operation temperature (°C)	-7-43			
<b>operation conditions: air 26°C, water 26°C, humidity 80%</b>				
heat capacity (kW)	10,3	12,8	15,0	17,3
C.O.P	14.5-6.9	15.0-7.4	15.5-6.7	14.8-5.9
COP at 50% speed	10,4	11,0	10,9	10,5
<b>operation conditions: air 15°C, water 26°C, humidity 70%</b>				
heat capacity (kW)	7,1	8,3	10,5	11,4
C.O.P	7.3-4.6	7.7-4.8	7.8-4.6	7.5-4.3
COP at 50% speed	6,4	6,8	6,6	6,1
<b>operation conditions: air 35°C, water 28°C, humidity 80%</b>				
cooling capacity (kW)	4,5	5,5	6,8	7,7
sound level 1m dB(A)	38.6-49.9	42.1-50.7	41.3-54.0	43.1-53.8
sound level 10m dB(A)	18.6-29.9	22.1-30.7	21.3-34.0	23.1-33.8
sound level at 50% speed 1m dB(A)	43,3	45,7	46,0	46,5
heat exchanger	titanium			
power supply	230V/1 Ph/50Hz			
rated input power at 15°C (kW)	0.19-1.5	0.22-1.73	0.27-2.2	0.3-2.6
rated current at 15°C (A)	0.83-6.5	0.96-7.52	1.17-9.6	1.3-11.3
recomm. flow rate (m <sup>3</sup> /h)	3-4	4-6	5-7	6.5-8.5
water pipe specification in-out (mm)	50			



CONNECTION  
**LOXONE®**  
**MODBUS**  
**EXTENSION**

**IMPORTANT  
KEEP DISTANCES**



**CABLE SPECIFICATION**

Prod.No.		7300714	7300715	7300772	7300716	7300717	7300718	7300719
Breaker	Rated Current A	12,0	14,5	16,5	18,0	21,0	9,0	12,0
Fuse A		12,0	14,5	16,5	18,0	21,0	9,0	12,0
Power cord mm <sup>2</sup>		3 x 2,5	3 x 2,5	3 x 2,5	3 x 4	3 x 4	5 x 2,5	5 x 2,5
Signal cable mm <sup>2</sup>		3 x 0,5	3 x 0,5	3 x 0,5	3 x 0,5	3 x 0,5	3 x 0,5	3 x 0,5

**FUNCTIONS**

- 1.1 ON/OFF heat pump
  - 1.2 Release time: during this set time period the heat pump is in operation, for example blocking of the heat pump at night.
  - 1.3 Setting: heating, cooling or heating & cooling
  - 1.4 Setting of the power levels: lower sound level at lower power level.
  - 2.1 Target temperature pool
- Status ON, OFF or ERROR of heat pump, actual and set temperature of the pool temperature



## POOL HEAT PUMP

POOL EN

**1.1 release**

Off

**Status**

OFF , IST: 27.9°C, SOLL: 26.0°C, Austritt: 28.0°C

**1.1 release**

Off

Switch On

LINKED OBJECTS

**1.2 release time**

Enabled

**1.3 operation mode**

Automatic heating and cooling

-

+

**1.4 mode**

Normal

-

+

**2.1. pool control set temperature**

Set 26.0°C

-

+

**Status**

OFF , IST: 27.9°C, SOLL: 26.0°C, Austritt: 28.0°C

\* The specified values apply under ideal conditions: the pool is covered with an isothermal cover, the filter system runs at least 15 hours a day. Minor deviations of the technical specifications are system specific possible and subject to technical changes

**FULL INVERTER PLUS**

<p><b>Prod.No. 7300714</b> 10.3 kW, pool size up to 45 m<sup>3</sup></p>	<p><b>Prod.No. 7300715</b> 12.8 kW, pool size up to 55 m<sup>3</sup></p>	<p><b>Prod.No. 7300772</b> 15.0 kW, pool size up to 65 m<sup>3</sup></p>	<p><b>Prod.No. 7300716</b> 17.3 kW, pool size up to 75 m<sup>3</sup></p>
<p><b>Prod.No. 7300717</b> 20.4 kW, pool size up to 95 m<sup>3</sup></p>	<p><b>Prod.No. 7300718</b> 27.0 kW, pool size up to 120 m<sup>3</sup></p>	<p><b>Prod.No. 7300719</b> 35.6 kW, pool size up to 160 m<sup>3</sup></p>	<p><b>Prod.No. 7301102</b> 10m, Modbus connection cable</p>

**WIRING DIAGRAM**



# AUTOMATIC POOL LIGHTING

## ADAGIO PRO



3.000LM 75W  
RGBW SPECTRUM  
DIMMABLE

Vision LED under water lights are innovative LED lighting solutions assembled with high quality components and materials making them very powerful, economical use and ease in use. An easy-to-mount plug with gold-plated contacts enables uncomplicated connection.

An adjustable light mounting system that allow these pool lights to be fitted seamlessly to the wall, even if the wall conduits have not been mounted 100% vertically.

According to the pool size and the individual requirements the Adagio's are available in the dimensions 5 or 10 cm diameter and can be specifically mounted in 1½" IG wall conduits.

Thanks to the possibility of retrofitting the pool with the Vision and thanks to the innovative concept for the effortless replacement of panels, the Vision underwater lights can be installed in any pool.


The LED lights are connected to the DMX-capable Vision Pro remote control according to the connection diagram.



INTEGRATION  
**LOXONE®**  
**DMX**  
**EXTENSION**

## FUNCTIONS

- The Vision Pro under water lights include all colours of the RGB spectrum
- Colours adjustable with a RGB colour rose, dimmable with %-controller
- Setting or colour changes are possible. The RGBW under water lights can be controlled bundled or single with an additional transformer



### VISION PRO UNDER WATER LIGHTING

**Prod.No. 7400388**  
D10 cm, RGB, 3,500  
lm, 85 W

**Prod.No. 7301366**  
D10 cm, RGB, 1,200  
lm, 33 W

**Prod.No. 7400294**  
VISION Pro DMX  
control, 350 VA

### WIRING DIAGRAM



Matching covers in V4A or plastic available in different colors for all sizes.

# FLOW CONTROL

PVC fittings from Praher Plastics® promise an above-average service life, the best UV resistance and optimum pressure and flow properties. The wide range of connection types, connection sizes and seals allow a diverse selection of pool piping systems.



## 2-WAY BALL VALVE

M1

The modular, manual ball valve M1 is of 100% proved quality to offer full safety for all pools. Especially the technical secured handle system and the integrated base offer additional safety. Praher Plastics® ball valves show best flow properties.



## AUTOMATIC BALL VALVE

S6

The Praher Plastics® ball valve EO510 is automatically controlled by the Aquastar® Air. In the iQnect system there is a ball valve S6 installed onto the sewer pipe and is automatically opened for backwash, rinse and drain process. This avoids water loss during position change of the backwash valve or in position "winter".

The automatic ball valve S6 is available in different sizes (standard d50 and d63) and in model 12-24 V AC/DC and 230V AC.

# HOW TO INSTALL iQNECT POOL GOOD TO KNOW

## POOL SIZE & POOL TECHNOLOGY

The iQnect pool technology is designed for private pools from 5 x 3 x 1,5 m to 15 x 6 x 1,5 m. Depending on the pool size, different models of the products listed can be installed. Depending on customer requirements, it is also possible to integrate other products. However, we only provide documentation for the products listed. Loxone® components can be obtained from the Loxone® partner or directly from Loxone®.

## WIRING DIAGRAM

Peraqua® has a clear connection plan for the respective components. The QR codes in this guide link to the electrical plans.

## SOFTWARE

Peraqua® offers ready-made software packages with all of the functions mentioned for variants of salt or chlorine systems as well as level control with float switches or pressure switches. These are available in the webshop.

## UPGRADE

An existing pool can also be retrofitted with iQnect. It should be noted that the Aquastar® Air must first be installed in the system with the appropriate PraherPlastics® backwash valve. This enables automatic filtration. Depending on customer requirements, other iQnect-capable components from Peraqua® (e.g. swimming pool pump, salt electrolysis system, heat pump, underwater lighting, etc.) can be installed and integrated into the Loxone® app.

## EXPERTS FOR YOUR PROJECT

For an iQnect project, we recommend close cooperation between a specialist pool dealer and a Loxone® partner. We would be happy to put you in touch with a partner in your area.



## REQUESTS

In order to be able to make you a project-related offer for the correctly selected iQnect components in connection with the pool size, please call us or write to us.

PHONE: +43 7435 58 488-0

E-MAIL: [info@peraqua.com](mailto:info@peraqua.com)

# PERAQUA®



**Peraqua Professional  
Water Products GmbH**

Handelsstraße 8, 4300 St. Valentin  
T. +43 7435/58488-0  
info@peraqua.com



[shop.peraqua.com](http://shop.peraqua.com)



**PERAPLAS DEUTSCHLAND GMBH**

Regensburger Ring 12, 91154 Roth  
T. +49 9171 9677-1200, F  
office.de@peraplas.com



**PERAPLAS ČESKO s.r.o.**

25101 Říčany-Jažlovice, Zdebradská 62  
T. +420 323 63 76-73  
office.cz@peraplas.com



**CHEMIA BRUGG AG**

Aarauerstrasse 51, 5200 Brugg  
T. +56 460 62 60  
info@chemia.ch

Member of **PRAHER  
GROUP**